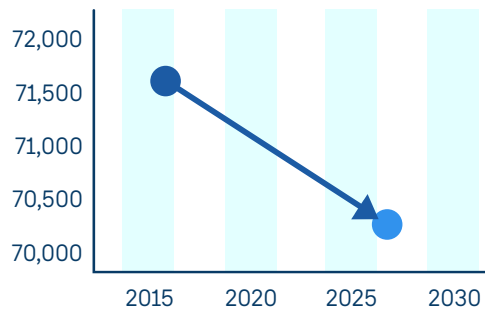


## PROJECTED POPULATION OF THE CITY OF SARNIA

▶ if immediate action is not taken

2016: 71,600 ▶▶ 2026: 70,310



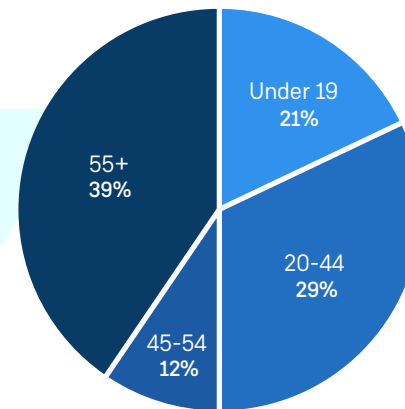
### WORKFORCE LEAKAGE

99% of people leaving Sarnia-Lambton are 18-44 Year Olds

Source: Statistics Canada. Tax Filer

## SARNIA-LAMBTON

Population by Age



Source: Statistics Canada. Table 17-10-0139-01

## POTENTIAL ECONOMIC CONTRIBUTION

**\$22 MILLION**

to the economy of Sarnia-Lambton by 2036 by increasing immigration yearly


Source: Data extrapolated from Four Futures, The Economic Impact of Immigration in Ottawa-Gatineau

# IMMIGRATION ▶▶ THE FUTURE OF SARNIA LAMBTON

## 5 MILLION

Canadians are set to retire by 2035

### Canada's Worker to Retiree Ratio



Immigrants contribute **BILLIONS** to cover health care costs otherwise not covered by an increasingly shrinking workforce

Source: Kareem and Fields, 'Canada 2040: No Immigration versus More Immigration' Conference Board of Canada Report 2018

**88%** Immigrants are economic immigrants or sponsored by family in Canada

Source: Statistics Canada, 2016

**40%** of Canadian immigrants will start their own business

Source: Source: Immigration, Refugees and Citizenship Canada data

**INCREASED TAX BURDEN** on Future Generations

A drop in immigration by 70,000 will increase tax burden by per person over their lifetime

**\$200,000**

Source: Financial Post, October 3, 2019